

**WIRING DIAGRAM  
CJ MODELS**

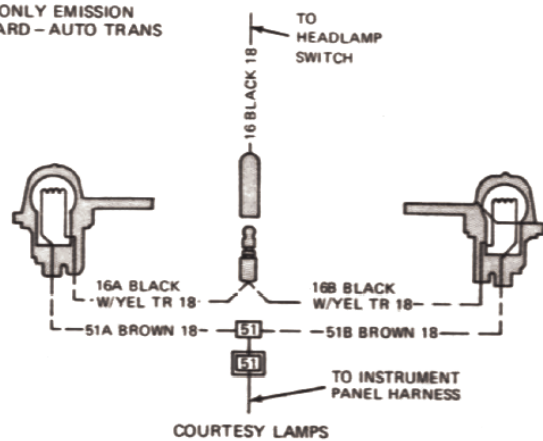
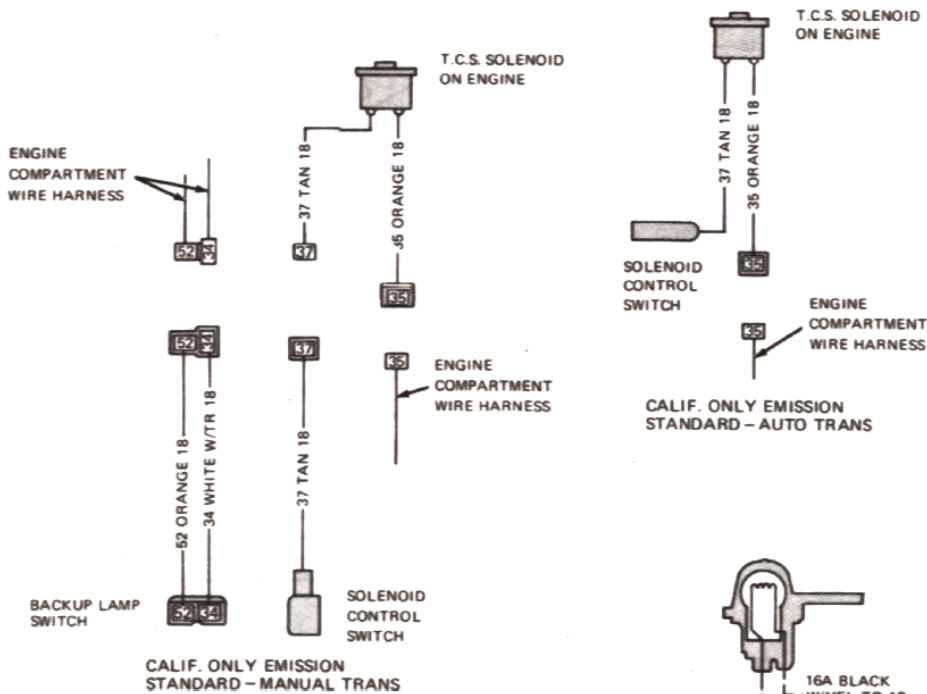
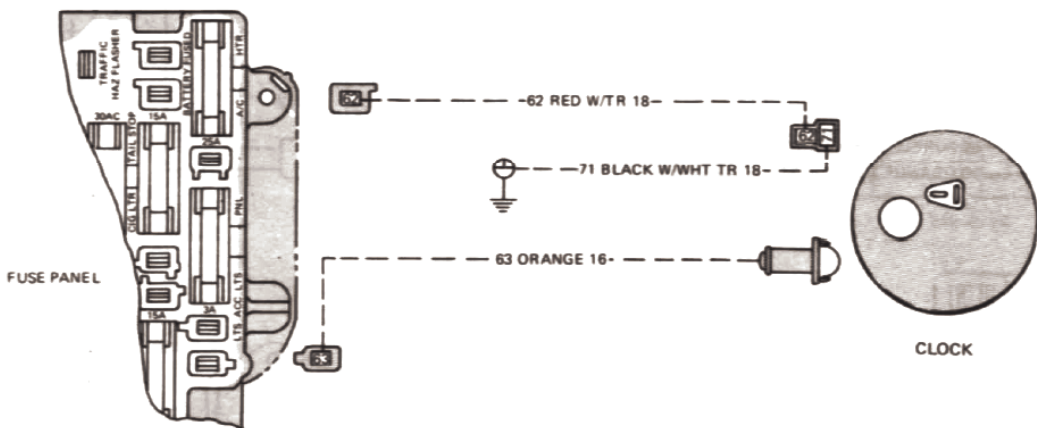
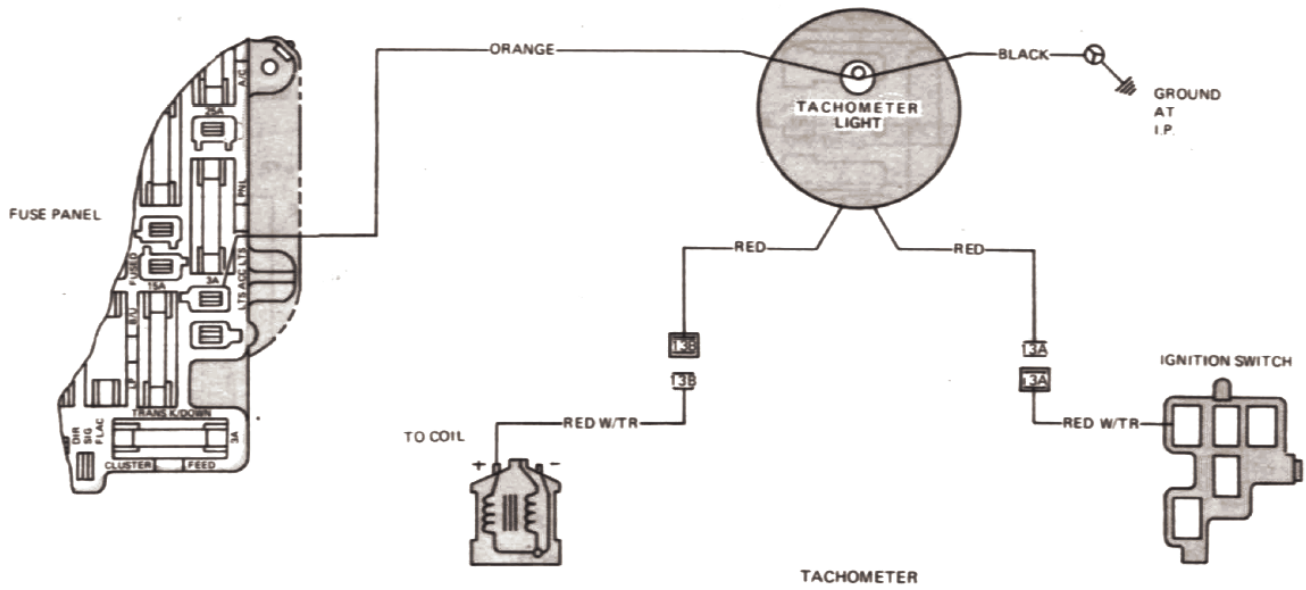
70437

## COMPONENT GRID LOCATOR — CJ MODELS

NOMENCLATURE	LOCATION
Alternator, V-8 (Motorcraft)	A-2
Alternator/Regulator (Delco), 6 Cylinder	D-2
Anti-Diesel Solenoid	C-4
Backup Lamp, Left Rear	D-11
Backup Lamp, Right Rear	C-11
Backup Lamp Switch, Man. Trans.	E-2
Backup Lamp Switch, Auto. Trans.	D-9
Battery, 6 Cylinder	C-3
Battery, V-8	A-4
Brake Failure Switch	E-3
Brake Warning Light	C-9
Cigar Lighter	D-9
Coil, 6 Cylinder	D-3
Coil, V-8	B-2
Dimmer Switch	D-6
Directional Signal Switch	D-8
Distributor, 6 Cylinder	D-3
Distributor, V-8	B-2
Electronic Ignition Pack, 6 Cylinder	C-2
Electronic Ignition Pack, V-8	A-2
Fuel Gauge	B-10
Fuel Sender	D-10
Fuel Sender Connector	E-10
Frame Harness Connector	E-9
Fuse Panel	C-5 & C-6
Fusible Link, Ignition Circuit, 6 Cylinder	C-3
Fusible Link, Ignition Circuit, V-8	A-3
Headlamp, Left	D-1
Headlamp, Right	B-1
Headlamp Ground, Left	D-1
Headlamp Ground, Right	B-1
Heater Blower Motor	A-5
Heater Blower Switch	A-6
Heater Control Lights	A-7 & A-8
High Beam Indicator	B-9
Horn	E-3
Horn Relay	C-7
Ignition Switch	C-8
Instrument Cluster	B-10
Instrument Cluster Lights	B-9
Instrument Panel Lights Ground	C-9
Kickdown and Quadra-Trac Switch Connector	E-2 & E-3
Light Switch	E-8
Light Switch Light	E-9
Marker & Reflector, Left Front	E-1

NOMENCLATURE	LOCATION
Marker & Reflector, Left Rear	E-10
Marker & Reflector, Right Front	A-1
Marker & Reflector, Right Rear	A-11
Oil Pressure Gauge	A-10
Oil Pressure Gauge Light	A-10
Oil Pressure Sender, 6 Cylinder	D-4
Oil Pressure Sender, V-8	B-3
Park & Signal Lamp, Left Front	D-1
Park & Signal Lamp, Right Front	A-1
Resistance Wire, 6 Cylinder	D-3
Splice "A"	C-6
Splice "B"	C-6
Splice "C"	B-7
Splice "D"	B-7
Splice "E"	C-7
Splice "F"	C-9
Splice "G"	A-3
Splice "H"	A-3
Splice "I"	C-2
Splice "J"	C-3
Splice "K"	C-1
Splice "L"	E-1
Splice "M"	E-1
Splice "N"	A-1
Splice "O"	A-1
Splice "P"	C-7
Splice "R"	D-3
Starter Solenoid	A-3 & C-3
Starting Motor	B-4 & D-4
Steering Column Connector	D-8
Stoplamp Switch	D-6
Tail, Stop & License Lamp, Left Rear	D-11
Tail & Stop Lamp, Right Rear	C-11
TCS System Connector	D-4
Temperature Gauge	B-10
Temperature Sender, 6 Cylinder	D-2
Temperature Sender, V-8	B-2
Turn Indicator & Hazard, Left	C-9
Turn Indicator & Hazard, Right	C-9
Voltage Regulator Connector, V-8	B-2
Voltmeter	A-9
Voltmeter Light	A-9
Windshield Wiper Motor	D-8
Windshield Wiper & Washer Switch	D-8
Windshield Wiper & Washer Switch Light	D-8





# ACCESSORY WIRING DIAGRAMS CJ MODELS